FUJITSU

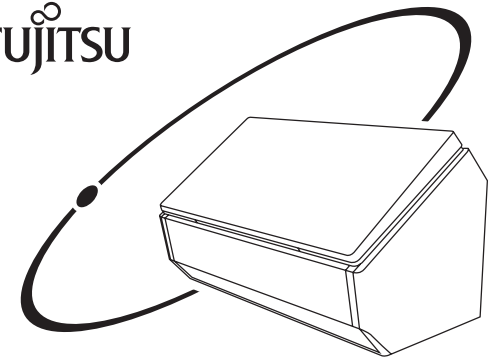

ScanSnap iX500

Getting Started

For users in North America, refer here.

Pour les utilisateurs aux États-Unis, cliquez ici.

Benutzer in Nordamerika finden hier Informationen.

Per gli utenti in Nord America, fare riferimento qui.

Para usuarios de Norteamérica, consultar aquí.

Для пользователей в Северной Америке см. здесь.

Para usuários na América do Norte, consulte aqui.

북미지역의 사용자는 여기를 참조해 주십시오 .

北美地區的使用者，請參閱此處。

北米地域の方は、こちらをご参照ください。

For users in regions other than North America, refer here.

Pour les utilisateurs dans d'autres pays que les États-Unis, cliquez ici.

Benutzer in anderen Regionen als Nordamerika finden hier Informationen.

Per gli utenti in aree diverse dal Nord America, fare riferimento qui.

Para los usuarios de otras regiones fuera de Norteamérica, consultar aquí.

Для пользователей в регионах, отличных от Северной Америки, см. здесь.

Para usuários em regiões diferentes da América do Norte, consulte aqui.

북미지역 이외의 사용자는 여기를 참조해 주십시오 .

北美以外地區的使用者，請參閱此處。

北米地域以外の方は、こちらをご参照ください。

FUJITSU

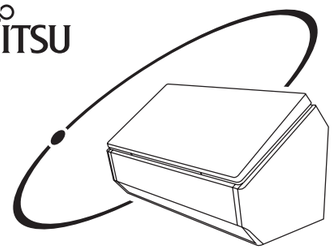

P3PC-5462-08XA

P3PC-5462-08XA

ScanSnap iX500 Getting Started

February 2017

©PFU Limited 2016-2017

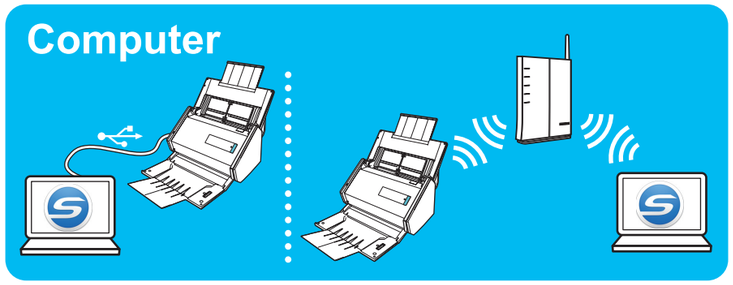

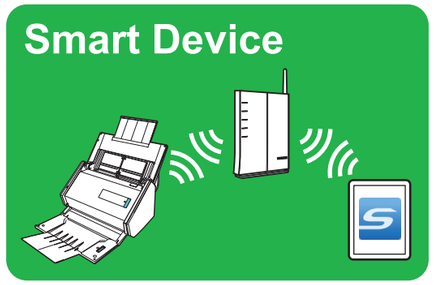

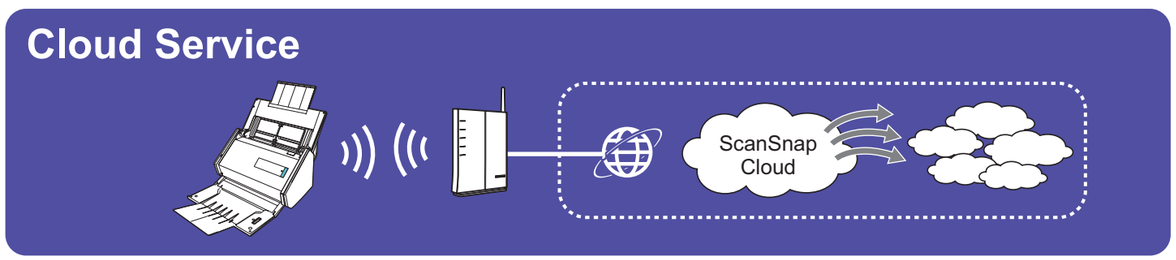

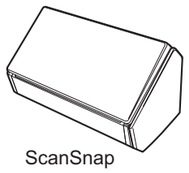

ScanSnap

AC cable

AC adapter

USB cable



Getting Started
(this manual)

Safety Precautions



ScanSnap Carrier Sheet



Nuance® Power PDF Standard /
Nuance® PDF Converter for Mac
License certificate（*1）

Setup DVD-ROM
（includes manuals）

(*1)

To install PDF editing software, refer to the following URL:
http://www.pfu.fujitsu.com/imaging/downloads/manual/install/en/

Afin d'installer le logiciel d'édition PDF, consultez le site suivant :
http://www.pfu.fujitsu.com/imaging/downloads/manual/install/fr/

Informationen zur Installation der PDF bearbeitenden Software finden Sie auf der folgenden URL:
http://www.pfu.fujitsu.com/imaging/downloads/manual/install/de/

Per installare il software di modifica del PDF, visitare il seguente URL:
http://www.pfu.fujitsu.com/imaging/downloads/manual/install/al/

Para instalar el software de edición de PDF consulte la siguiente URL:
http://www.pfu.fujitsu.com/imaging/downloads/manual/install/es/

Для установки программного обеспечения редактирование PDF, смотрите следующий URL:
http://www.pfu.fujitsu.com/imaging/downloads/manual/install/ru/

Consulte o seguinte URL para instalar o software de edição de PDF:
http://www.pfu.fujitsu.com/imaging/downloads/manual/install/pt/

PDF 편집 소프트웨어를 설치하려면 다음 URL 을 참조해 주십시오 .
http://www.pfu.fujitsu.com/imaging/downloads/manual/install/hn/

要安裝 PDF 編輯軟體，請瀏覽以下網站：
http://www.pfu.fujitsu.com/imaging/downloads/manual/install/zt/

PDF 編集ソフトウェアのインストール方法は、以下のホームページを参照してください。
http://www.pfu.fujitsu.com/imaging/downloads/manual/install/jg

Remove the protective packaging.

Retirez les protections.

Entfernen Sie die Schutzverpackung.

Rimuovere il nastro adesivo di protezione.

Quite el embalaje protector.

Удалить защитную упаковку.

Remova a embalagem protetora.

보호 패키지를 제거해 주십시오 .

拆除保護質材。

保護用部材を取り外してください。

1

1

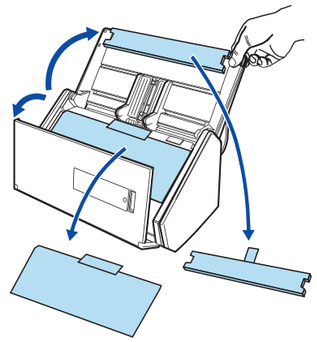

2

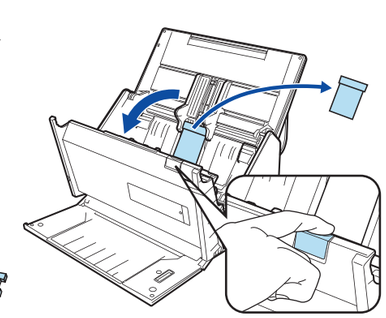

2

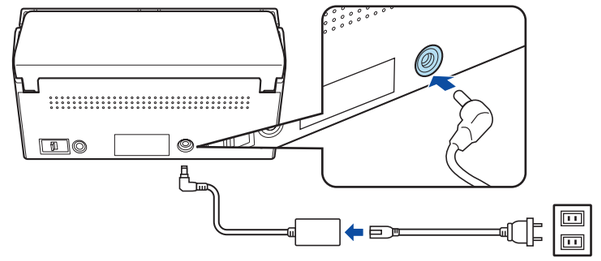

Computer

1 Setup DVD-ROM

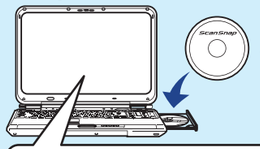

Setup DVD-ROM

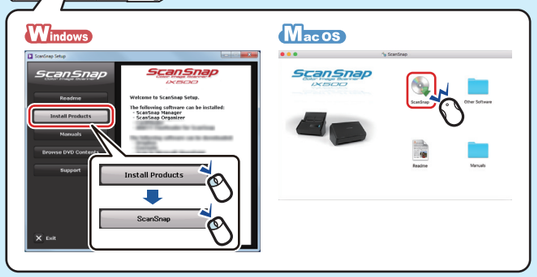

Web

http://scansnap.fujitsu.com/g-support/en/

2

1

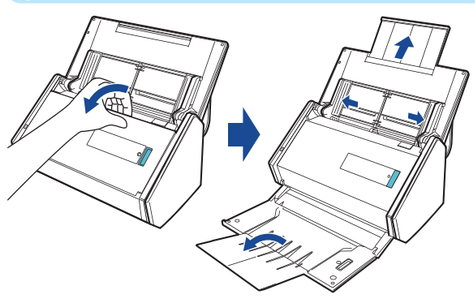

2

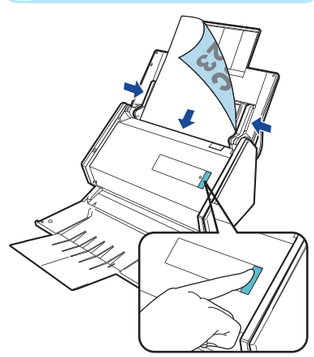

3

Smart Device

1

Setup DVD-ROM

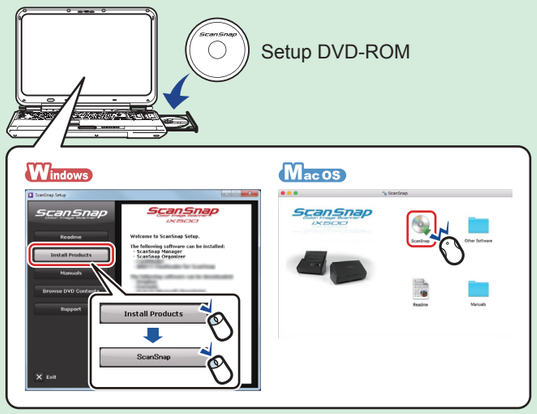

Web

http://scansnap.fujitsu.com/g-support/en/

2

ScanSnap Connect Application
- App Store
- Google Play
- Amazon Appstore

Install

3

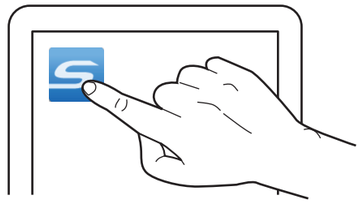

4

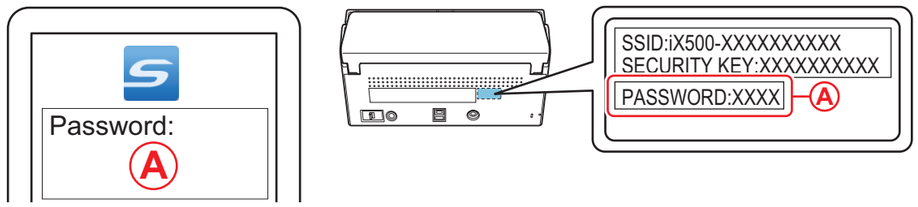

5

1

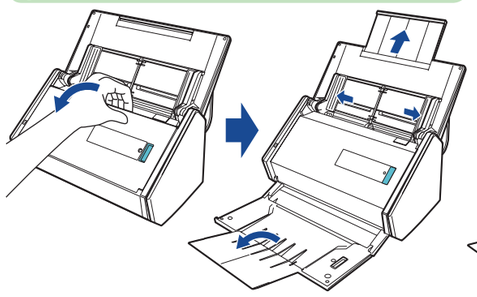

2

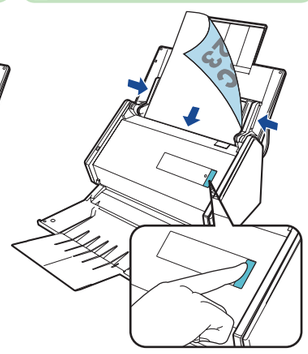

3

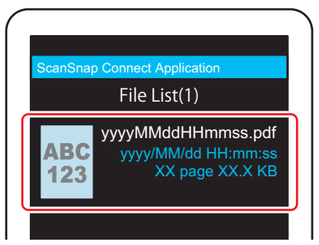

Cloud Service

Smart Device

1

ScanSnap Cloud
- App Store
- Google Play

Install

2

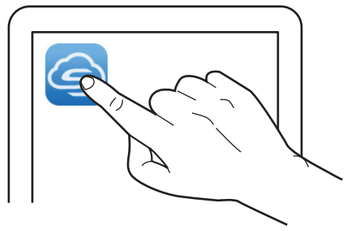

Computer

1

ScanSnap Cloud

Windows

http://www.fujitsu.com/global/support/products/computing/peripheral/scanners/scansnap/software/cloud/index.html

Mac OS

App Store

Install

2

For further information, refer to the manuals or ScanSnap Support Site.
Pour plus d'informations, veuillez consulter les guides fournis ou le Site d'assistance de ScanSnap.
Weitere Informationen finden Sie in den mitgelieferten Bedienungsanleitungen oder auf der ScanSnap Support Site.
Per ulteriori informazioni, consultare le guide o il sito di supporto di ScanSnap.
Para obtener más información, consulte los manuales o el sitio de soporte de ScanSnap.
Для получения дополнительной информации, смотрите руководства или сайт поддержки ScanSnap.
Para mais informações, consulte os manuais ou o Site de suporte do ScanSnap.
보다 자세한 내용은 첨부의 매뉴얼 또는 ScanSnap 지원 사이트를 참조해 주십시오 .
如需詳細資訊，請參閱手冊或 ScanSnap 支援網站。
詳細はマニュアルまたは ScanSnap サポートサイトを参照してください。

http://scansnap.fujitsu.com/g-support/en/

FUJITSU

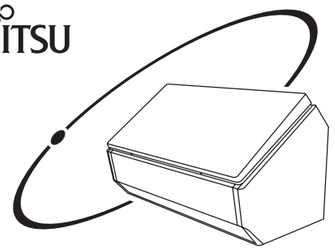

P3PC-6082-08XA

P3PC-6082-08XA

ScanSnap iX500 Getting Started

February 2017

©PFU Limited 2016-2017

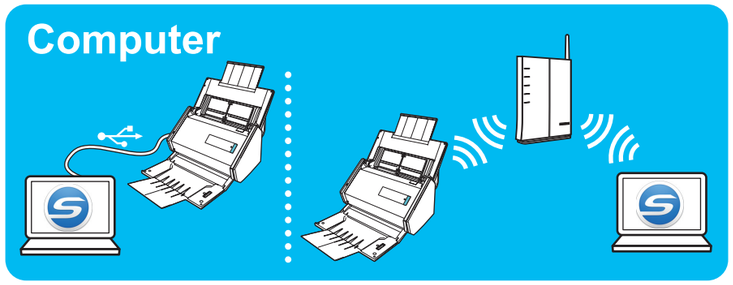

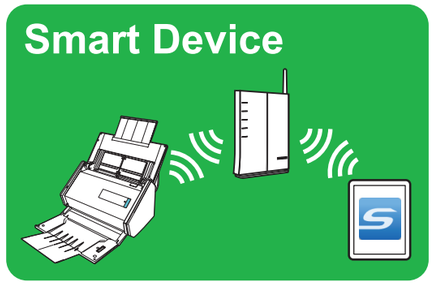

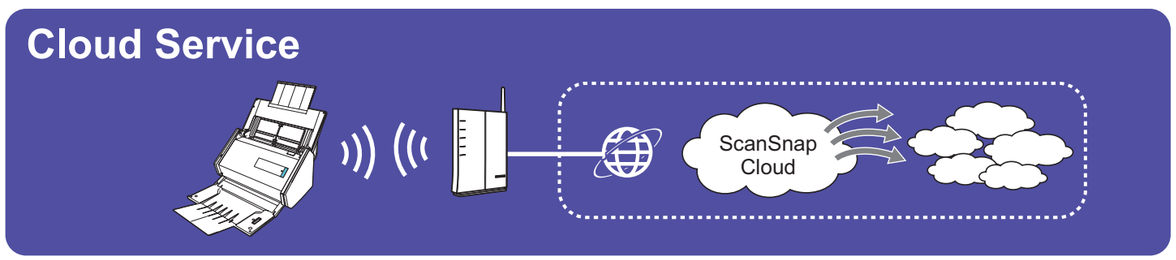

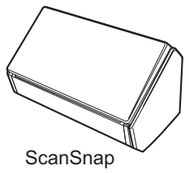

ScanSnap

AC cable

AC adapter

USB cable



Getting Started
(this manual)

Safety Precautions



Carrier Sheet



Nuance® Power PDF Standard /
Nuance® PDF Converter for Mac
License certificate（*1）

Setup DVD-ROM
(includes manuals)

(*1)

To install PDF editing software, refer to the following URL:
http://www.pfu.fujitsu.com/imaging/downloads/manual/install/en/

Afin d'installer le logiciel d'édition PDF, consultez le site suivant :
http://www.pfu.fujitsu.com/imaging/downloads/manual/install/fr/

Informationen zur Installation der PDF bearbeitenden Software finden Sie auf der folgenden URL:
http://www.pfu.fujitsu.com/imaging/downloads/manual/install/de/

Per installare il software di modifica del PDF, visitare il seguente URL:
http://www.pfu.fujitsu.com/imaging/downloads/manual/install/al/

Para instalar el software de edición de PDF consulte la siguiente URL:
http://www.pfu.fujitsu.com/imaging/downloads/manual/install/es/

Для установки программного обеспечения редактирование PDF, смотрите следующий URL:
http://www.pfu.fujitsu.com/imaging/downloads/manual/install/ru/

Consulte o seguinte URL para instalar o software de edição de PDF:
http://www.pfu.fujitsu.com/imaging/downloads/manual/install/pt/

PDF 편집 소프트웨어를 설치하려면 다음 URL 을 참조해 주십시오 .
http://www.pfu.fujitsu.com/imaging/downloads/manual/install/hn/

要安裝 PDF 編輯軟體，請瀏覽以下網站：
http://www.pfu.fujitsu.com/imaging/downloads/manual/install/zt/

PDF 編集ソフトウェアのインストール方法は、以下のホームページを参照してください。
http://www.pfu.fujitsu.com/imaging/downloads/manual/install/jg

Remove the protective packaging.

Retirez les protections.

Entfernen Sie die Schutzverpackung.

Rimuovere il nastro adesivo di protezione.

Quite el embalaje protector.

Удалить защитную упаковку.

Remova a embalagem protetora.

보호 패키지를 제거해 주십시오 .

拆除保護質材。

保護用部材を取り外してください。

1

1

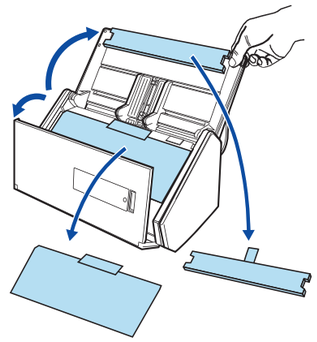

2

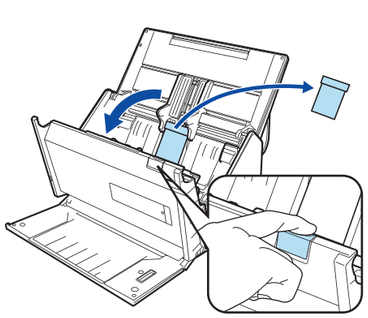

2

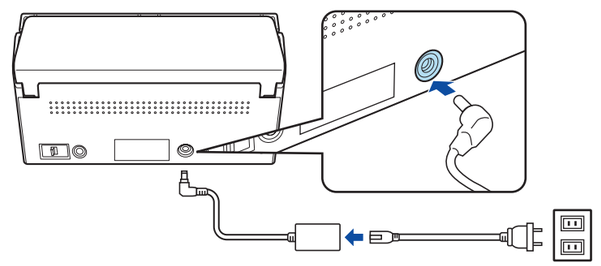

Computer

1

Setup DVD-ROM



Web

http://scansnap.fujitsu.com/g-support/en/

2

1

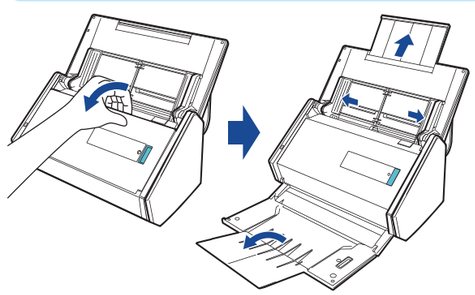

2

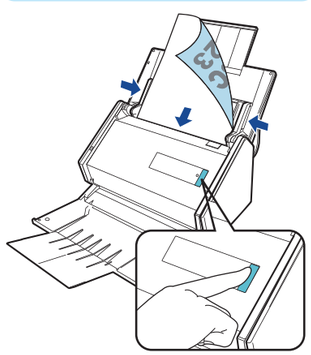

3

Smart Device

1

Setup DVD-ROM

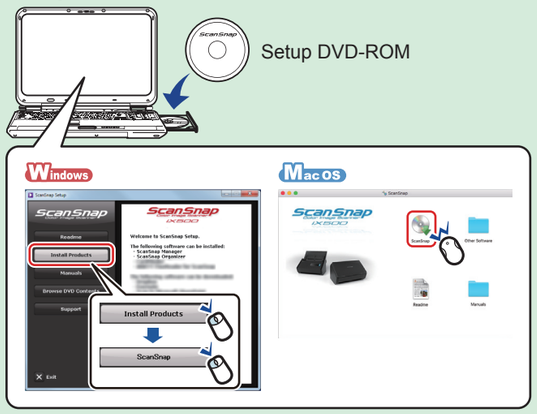

Web

http://scansnap.fujitsu.com/g-support/en/

2

ScanSnap Connect Application
- App Store
- Google Play
- Amazon Appstore

Install

3

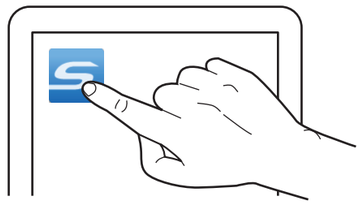

4

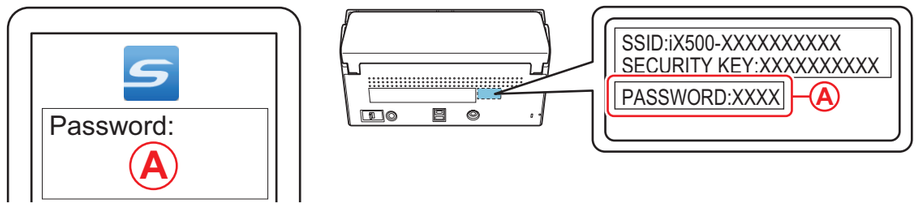

5

1

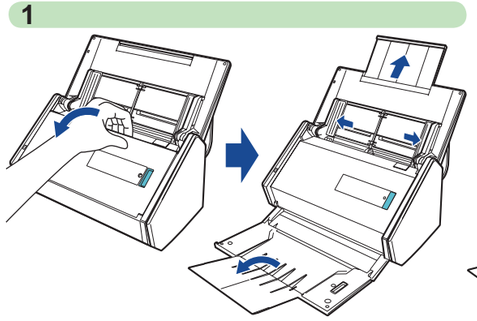

2

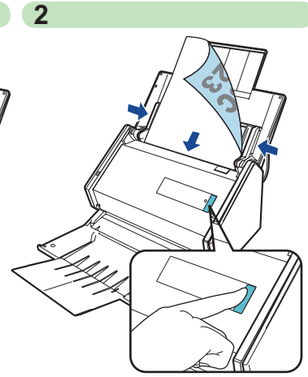

3

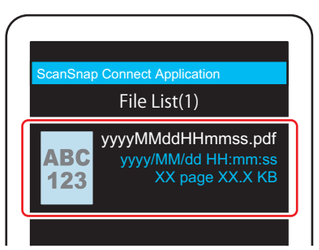

Cloud Service

For regions where the ScanSnap Cloud service is available, refer to the URL.
Pour les régions où le service ScanSnap Cloud est disponible, reportez-vous à l'URL.
Beachten Sie für Regionen, in denen der ScanSnap Cloud-Dienst verfügbar ist, die URL.
Per le regioni in cui è disponibile il servizio ScanSnap Cloud, fare riferimento all'URL.
En las regiones donde esté disponible el servicio ScanSnap Cloud, consulte el URL.
Для регионов, где доступна служба ScanSnap Cloud, см. следующую URL-ссылку.
Para regiões onde o serviço ScanSnap Cloud está disponível, consulte o URL.
ScanSnap Cloud 서비스가 이용 가능한 지역에 관해서는 URL 을 참조해 주십시오 .
關於 ScanSnap Cloud 服務的提供地區，請參閱網站。
ScanSnap Cloud サービスが利用可能な地域は、ホームページを参照してください。

http://scansnap.fujitsu.com/global/scansnap-cloud/country.html

Smart Device

1

ScanSnap Cloud
- App Store
- Google Play

Install

2

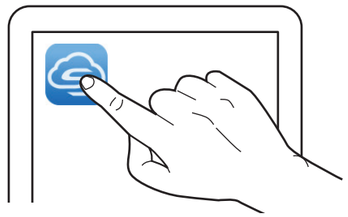

Computer

1

ScanSnap Cloud

Windows
http://scansnapcloud.com/emea

Mac OS
App Store

Install

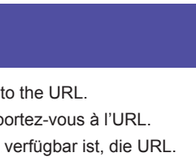

2

For further information, refer to the manuals or ScanSnap Support Site.
Pour plus d'informations, veuillez consulter les guides fournis ou le Site d'assistance de ScanSnap.
Weitere Informationen finden Sie in den mitgelieferten Bedienungsanleitungen oder auf der ScanSnap Support Site.
Per ulteriori informazioni, consultare le guide o il sito di supporto di ScanSnap.
Para obtener más información, consulte los manuales o el sitio de soporte de ScanSnap.
Для получения дополнительной информации, смотрите руководства или сайт поддержки ScanSnap.
Para mais informações, consulte os manuais ou o Site de suporte do ScanSnap.
보다 자세한 내용은 첨부의 매뉴얼 또는 ScanSnap 지원 사이트를 참조해 주십시오 .
如需詳細資訊，請參閱手冊或 ScanSnap 支援網站。
詳細はマニュアルまたは ScanSnap サポートサイトを参照してください。

http://scansnap.fujitsu.com/g-support/en/